

Effective spam and malware countermeasures

Network noise reduction using free tools

Peter N. M. Hansteen

`peter@bsdly.net`

A certain proprietary software marketer stated in 2004 that by 2006 the spam and malware problems would be solved. This paper explores what really happened, and presents evidence that the free software world we are in fact getting there fast and having fun at the same time. We offer an overview of principles and tools with real life examples and data, and cover the almost-parallel evolution of malware and spam and effective counter-measures. We present recent empirical data interspersed with examples of practical approaches to ensuring a productive, malware and spam free environment for your colleagues and yourself, using free tools. The evolution of content scanning is described and contrasted with other methods based on miscreants' (and their robot helpers') behavior, concluding with a discussing of recent advances in greylisting and greytrapping with an emphasis on those methods' relatively modest resource demands.

Copyright © 2006-2008 by Peter N. M. Hansteen

This document is Copyright © 2006-2008 Peter N. M. Hansteen. All rights reserved.

Table of Contents

1. Malware, virus, spam - some definitions	1
2. A history of malware	2
2.1. The first virus: the Elk Cloner	2
2.2. The first PC virus: the (c)Brain	2
2.3. The first Unix worm: The Morris Worm	2
2.4. Microsoft vs the internet.....	3
2.5. Characteristics of modern malware	4
3. Spam - the other annoyance	6
3.1. Spam: characteristics.....	6
4. Into the wild: the problem and principles for solutions.....	7
4.1. The ugly truth	7
4.2. Fighting back, on the system internals level.....	7
4.3. Content scan.....	8
4.3.1. The comedy of our errors: Content scanning measures and countermeasures.....	9
4.4. Behavioral methods	12
4.5. Combined methods and some common pitfalls	14
5. A working model	16
5.1. Where do we fit in?.....	16
5.2. Setting up a mail server	16
5.3. Giving spammers a harder time: spamd.....	19
5.3.1. The early days of pure blacklisting	19
5.3.2. Introducing greylisting.....	20
5.3.3. Effects of implementation: Protecting the expensive appliance	21
5.3.4. spamdb and greytrapping	22
5.3.5. Incremental spamd improvements in recent versions	24
6. Conclusion	25
A. Resources	26

List of Figures

- 4-1. Spam message containing random text9
- 4-2. This stock scam text is actually a picture 10
- 4-3. This could make you think they're selling flowers 11
- 4-4. Spam with ASCII art..... 11
- 5-1. Likely spam message, tagged for filtering 18
- 5-2. Detailed spam scores for a likely spam message 18
- 5-3. Number of SMTP Connections by connection length20
- 5-4. Hosts in the uatraps list - active spam sending hosts22

Chapter 1. Malware, virus, spam - some definitions

In this session we will be talking about several varieties of the mostly mass produced nuisances we as network admins need to deal with every day. However, you only need to pick up an IT industry newspaper or magazine or go to an IT subject web site to see that there is a lot of confusion over terms such as *virus*, *malware* and for that matter *spam*. Even if a large segment of the so called *security industry* does not appear to put a very high value on precision, we will for the sake of clarity spend a few moments defining the parameters of what we are talking about.

To that end, I've taken the time to look up the definitions of those terms at Wikipedia and a few other sources, and since the Wikipedia definitions agree pretty well with my own prejudices I will repeat them here:

- *Malware or Malicious Software* is software designed to infiltrate or damage a computer system without the owner's informed consent.
- A *computer virus* is a self-replicating computer program written to alter the way a computer operates, without the permission or knowledge of the user.
- Another common subspecies of malware is the *worm*, commonly defined as "a program that self-propagates across a network exploiting security or policy flaws in widely-used services"¹
- The term *zombie* is frequently used to describe computers which are under remote control after a successful malware or manual attack by miscreants.
- *Spamming* is the abuse of electronic messaging systems to send unsolicited, undesired bulk messages. While the most widely recognized form of spam is e-mail spam, the term is applied to similar abuses in other media [. . .]

You will notice that I have left out some parts at the end here, but if you're interested, you can look up the full versions at Wikipedia. And of course, if you read on, much of the relevant information will be presented here anyway, if possibly in a slightly different style and supplemented with a few other items, some even of distinct practical value. But first, we need to dive into the past in order to better understand the background of the problems we are trying to solve or at least keep reasonably contained on a daily basis.

1. This definition is taken from a 2003 paper, Weaver, Paxson, Staniford and Cunningham: "A Taxonomy of Computer Worms" (<http://citeseer.ist.psu.edu/weaver03taxonomy.html>)

Chapter 2. A history of malware

2.1. The first virus: the Elk Cloner

According to the Wikipedia 'Computer Virus' article¹, the first computer virus to be found in the wild, outside of research laboratories, was the 1982 "elk cloner" written by Rich Skrenta, then a teenager in Southern California.

The virus was apparently non-destructive, its main purpose was to annoy Skrenta's friends into returning borrowed floppy disks to him. The code ran on Apple II machines and attached itself to the Apple DOS system files.

Apple DOS and its single user successors such as MacOS up to System 9 saw occasional virus activity over the following years, much like the other personal systems of the era which all had limited or no security features built into the system.

2.2. The first PC virus: the (c)Brain

It took a few years for the PC world to catch up. The earliest virus code for PCs to be found in the wild was a piece of software called (c)Brain, which was written and spread all over the world in 1986. (c)Brain attached itself to the boot sector on floppies. In contrast to quite a number of PC malware variants to follow, this particular virus was not particularly destructive beyond the damage done by altering the boot sectors.

Like most of the popular personal computer systems of the era, MS-DOS had essentially no security features whatsoever. In retrospect it was probably inevitable that PC malware blossomed into a major problem.

With system vendors unable or unwilling to rewrite the operating systems to eliminate the bugs which let the worms propagate, an entire industry grew out of enumerating badness².

To this day a large part of the PC based IT sector remains dedicated to writing malware and producing ever more elaborate workarounds for the basic failures of the MS-DOS system and its descendants. Current virus lists typically contain signatures for approximately 100,000 variants of mainly PC malware.

2.3. The first Unix worm: The Morris Worm

Meanwhile in the Unix world, with its better connected and relatively well educated user base, things were relatively peaceful, at least for a while. The peace was more or less shattered on November 2, 1988 when the first Unix worm, dubbed *the Morris worm* hit

1. See the Wikipedia 'Computer Virus' article (http://en.wikipedia.org/wiki/Computer_virus)

2. The origin of the term *enumerating badness* is uncertain, but most frequently attributed to Marcus Ranum, in the must-read, often cited web accessible article "The Six Dumbest Ideas in Computer Security" (http://www.ranum.com/security/computer_security/editorials/dumb/index.html). It's fun as well as useful and very readable.

Unix machines on the early Internet. This was both the first replicating worm in a Unix environment and the first example of a worm which used the network to propagate.

Almost 20 years later, there is still an amazing amount of information on the worm available on the net, including what appears to be the complete source code to the worm itself and a number of analyses by highly competent people. It's all within easy reach from your favourite search engine, so I'll limit myself to repeating the main points. Some of the Morris worm's characteristics will be familiar.

- *It was system specific* Even though there are indications that the worm was intended to run on more architectures, it was in fact only able to run successfully on VAXes and sun3 machines running BSD.
- *It exploited bugs and sloppiness* Like pretty much all of its successors, the Morris worm exploited bugs in common programs, such as a buffer overflow in fingerd, used the commonly enabled debug mode in sendmail - which allowed remote execution of commands - along with a short dictionary of likely passwords.
- *It replicated and spread* Once the worm got in, it started the process of spreading. Fortunately, the worm was designed mainly to spread, not to do any damage.
- *It lead to denial of service* Unfortunately, the worm code itself had a bug which made it more efficient at spreading itself than its author had anticipated, and caused a large increase in network traffic, slowing down Internet traffic to a large number of hosts. Some hosts worked around the problem by disconnecting themselves from the Internet temporarily. In one sense, it may have been one of the earliest "Denial of Service" incidents recorded.

The worm was estimated to have reached roughly 10% of the hosts connected to the Internet at the time, and the most commonly quoted estimate of an absolute number is "around 6,000 hosts".

The event was quite stressful for, by today's standards, a very small group of people. In retrospect, it is probably fair to say that the episode mainly served to make Unixers in general aware that there was a potential for security problems, and developers and sysadmins set out to fix the problems.

2.4. Microsoft vs the internet

The final components to form the current mess arrived on the scene in the second part of the 1990s when Microsoft introduced modern networking components to the default setup of their PC system software which came preinstalled on consumer grade computers. This happened at roughly the same time that several office type applications started shipping with their own fairly complete programming environments for macro languages.

Riding on the coattails of the early 1990s commercialization of the Internet, Microsoft started real efforts to interface with the Internet in the mid 1990s. Up until some time in 1995, Internet connectivity was an optional extra to Microsoft users, mainly through third party stacks and frequently through hard to configure dial-up connections.

Like the third party offerings, Microsoft's own TCP/IP stack was an optional extra – downloadable at no charge, but not installed by default until late editions of Windows 3.11 started shipping with the TCP/IP stack installed by default.

However, the all-out assault and their as good as claims to have invented the whole thing came only after a largely failed attempt at getting all Windows 95 users to sign up to the all-proprietary, closed-spec, dial-in Microsoft Network, which was in fact the first to use the name and the MSN abbreviation.

The original Microsoft Network service did have some limited Internet connectivity; anecdotal evidence indicates that simple email transmissions to Internet users and back could take several days each way.

As luck or misfortune would have it, by the time Microsoft's Internet adventure started, several of their applications had been extended to include application macro programming languages which were pretty complete programming environments.

In retrospect we can confidently state that malware writers adapted more quickly to the changed circumstances than Microsoft did. The combination of network connectivity, powerful macro languages and applications which were network aware on one level but had not really incorporated any important security concepts and, of course, the sheer number of targets available proved quite impossible to resist.

The late 1990s and early 2000s saw a steady stream of network enabled malware on the Microsoft platform, sometimes with several new variants each day, and never more than a few weeks apart. A semi-random sampling of the more spectacular ones include Melissa, ILOVEYOU, Sobig, Code red, Slammer and others; some were quite destructive, while others were simply very efficient at spreading their payload.

They all exploited bugs and common misconfigurations much like the Morris worm had done a decade or more earlier. Greg Lehey's June 2000 notes on one of the more pervasive worms is still worth reading.³ The description is one of many indications that by 2000, malware writers had learned to mine the data in their victims' mail boxes and contact lists for useful data.

During the same few years, Microsoft's stance also developed somewhat. Their traditional response had been *We do not have bugs*, then moved gradually to releasing patches and 'hot fixes' at an ever increasing rate, and finally moving to a regime of a monthly "Patch Tuesday" in order introduce some predictability to their customers' workday.

2.5. Characteristics of modern malware

Back in the day, the malicious and destructive software got all the attention. From time to time a virus, worm or other malware would grab headlines for destroying people's systems, in one case even overwriting system BIOSes of a common variety of PCs. I have no real numbers to back this up, but one likely theory is that during the early years malware writers may have been mainly youthful pranksters and the odd academic, and getting attention may have been the main motivator.

3. Greg Lehey: Seen it all before? (<http://ezine.daemonnews.org/200006/dadvocate.html>), Daemon's Advocate, The Daemon News ezine, June 2000 edition

In contrast, modern malware tries to take over your system without doing any damage a user or less attentive system administrator would notice. Typical malware today delivers its payload which then proceeds to take control of your computer - turning it into a *zombie*, usually to send spam, to infect other computers, or to perform any function the malware writer's customer needs to be done by remote control.

There is ample evidence that once machines are taken over, installed malware is likely to record users' keystrokes, mine the file systems for financial and identification data, and of course any sort of remote controlled network activity such as participation in attacks on specific networks. There is also anecdotal evidence to suggest that a significant subset of online casino players are in fact remote controlled game playing robots running on compromised computers.

Chapter 3. Spam - the other annoyance

The first spam message sent is usually considered to be a message sent via ARPANET email in 1978, from a marketing representative at the Digital Equipment Corporation's Marlboro site. According to much repeated anecdotes the message was sent to "every Arpanet address on the west coast"¹ of the USA. The message announced a demo of the then new and exciting DEC20 line of computers and the TOPS-20 operating system, and like many of its successors showed signs of sender's incompetence - the list of intended recipients was longer than the mail application was able to accept, and the list overflowed into the message itself.

The message was well intended, but the reaction was overwhelmingly negative, and unsolicited commercial messages appear to have been close to non-existent, at least by modern standards, for quite a while after this particular incident.

The spam problem remained more or less a dormant, potential problem until the commercialization of the Internet started in the early 1990s. By then, email spam was still close to non-existent, but unsolicited commercial messages had started appearing on the USENET news discussion groups.

In 1994, there were several incidents involving messages posted to all news groups the originators were able to reach. The first incident, in January, involved a religious message, followed a few weeks later by message hawking the services of a US law firm. At the time this would have meant that several thousand unrelated discussion groups received the same message, crossposted or repeated.

The spam problem is sometimes cited as a major part of the reason why USENET declined in readership in favor of web forums, but in fact the USENET spam problem was largely solved within an impressively short time. Counter measures by USENET admins, including *USENET Death Penalty* (kicking a site off the USENET), *cancelbots* (automatic cancelling of articles which meet or exceed set criteria) and various semi-manual monitoring schemes were largely, if not totally effective in eliminating the spam problem.

However, with an increasing Internet user population, the number of email users grew faster than the number of USENET users, and spammers largely turned their attention back to email towards the end of the 1990s. As we mentioned earlier, mass mailed messages were found to be effective carriers of malware.

3.1. Spam: characteristics

The two main characteristics of spam messages have traditionally been summed up as: A typical spam run consists of a *large number of identical messages*, and the content of the messages tend to form *recognizable patterns*. In addition, we will be looking at some characteristics of spammer and malware writer *behavior*.

1. See Reflections on the 25th Anniversary of Spam (<http://www.templetons.com/brad/spam/spam25.html>), by Brad Templeton

Chapter 4. Into the wild: the problem and principles for solutions

4.1. The ugly truth

In order to understand how malware propagates, we need to recognize a few basic truths about people, programming and the code we produce and consume. Some groups, such as the OpenBSD project, has turned to *code audits*, motivated by what can be summed up as the following two clauses:

1. *All non-trivial software has bugs*
2. *Some of these bugs are exploitable*

Even though we all wish we were perfect and never made any mistakes, it is a fact of life that even highly intelligent, well educated, mentally balanced and well disciplined people do occasionally make mistakes.

The code audits, sometimes described as a process of *reading the code like the Devil reads the Bible*, concentrate on finding not only individual errors, but also recognizing *patterns* of the errors programmers make, and have turned up and eliminated whole classes of bugs in the source code audited.¹

The code audits also lead to the creation of a few *exploit mitigation techniques*, which are the subject of the next section.

4.2. Fighting back, on the system internals level

The code audits spearheaded by the OpenBSD project lead to the realization that even though we can become very good at eliminating bugs, we should always consider the possibility that we will not catch all bugs in time. We already know that some of the bugs in our code can be used or exploited to make the system do things we did not intend, so making it harder for a prospective attacker to exploit our bugs may be worthwhile. The OpenBSD project coined the term *exploit mitigation* for these techniques².

I will cover some of these techniques briefly here:

- *Stack smashing/random stack gap*:

In several types of buffer overflow bug exploits, the exploit depends critically on the fact that in most architectures, the stack and consequently the buffer under attack starts at a fixed position in memory. Introducing a random-sized gap at the top of the stack means

1. For more information on the goals and methods of these code audits, see the OpenBSD Project's Security page (<http://www.openbsd.org/security.html>) and Damien Miller's AsiaBSDCon 2007 presentation, available from the OpenBSD project's Papers and presentations page (<http://www.openbsd.org/papers/>).

2. The techniques described here are covered in far more detail in Theo de Raadt's OpenCON 2005 presentation Exploit Mitigation techniques (<http://www.openbsd.org/papers/ven05-deraadt/index.html>).

that jumping to the fixed address the attackers 'know' contains their code kills a large subset of these attacks. The buggy program is likely to crash early and often.

- *W^X: memory can be eXecutable XOR Writable*

Some bugs are possible to exploit because it is possible to have writable memory which is also executable. Implementing a sharp division involved some subtle surgery on how the binaries are constructed, with a slight performance hit. However, the performance was optimized back, and any attempts at writing to eXecutable memory will fail. Once again, buggy software fails early and often.

- *randomized mmap(), malloc()*

One of the more ambitious bits of work in progress is to introduce randomization in `mmap()` and `malloc()`. Like the other features we have touched on here, it has been eminently useful in exposing bugs. Flaws which just lead to random instabilities or odd behavior are much more likely to break horribly with randomized memory allocation.

- *Privilege separation*

One classic problem which has proved eminently exploitable is that programs have tended to run effectively as root, with more privileges than they actually need once they've bound themselves to the reserved port. Some simple programs were easy to rewrite to drop privileges and execute their main task with only the privileges actually needed. Other, larger daemons such as `sshd` needed to be split into several processes, some running in `chroot`, some bits retaining privileges, others running at minimum privilege levels.

If it is not already obvious, one important effect of implementing these restrictions has been that these changes in the system environment has exposed bugs in a lot of software. For example, Mozilla's Firefox was for some time known to crash a lot more often on OpenBSD than almost anywhere else. However, the fixes for the exposed bugs tend to make it back into the various projects' main code bases.

4.3. Content scan

Virus scanners One of the first ideas security people hit upon when faced with files which could be carriers of something undesirable was to scan the files for specific kinds of content. Early content scanners were pure *virus scanners* which ran on MS-DOS and scanned local file systems for *known bad content* such as the byte sequences equal to known malware.

Over time as the number of *known bad* sequences grew, the technology to do hashed lookups was introduced. At present the total number of known types of malware is estimated to exceed 200,000 signatures. Makers of most malware scanning products issue updates on an as needed basis, recently this means that they might issue several signature updates per day.

Spam filters were at first close cousins to the bruteforce signature or substring lookup based virus packages. However, packages such as the freeware, Perl based SpamAssassin soon introduced rule based classification systems. The rule evaluation model SpamAssassin uses assigns *weights* to individual rules, allowing for site specific adjustments. Modern evaluation tools typically contain rules to evaluate both the message bodies and the message header information in order to determine the probability that a message is spam.

Another feature of modern filtering systems is that they are either built around or employ as optional modules various statistics based classification methods such as Bayesian logic, the Chi-Square method, Geometric and Markovian Discrimination. The statistics based methods are generally customized via *training*, based on a corpus of spam and legitimate mail collected by the site or user.

As the lists of signatures have grown to include an ever larger number of entries and have been supplemented with the more involved statistical calculations, content scanning has developed into one of the more resource intensive computations most of us will encounter.

4.3.1. The comedy of our errors: Content scanning measures and countermeasures

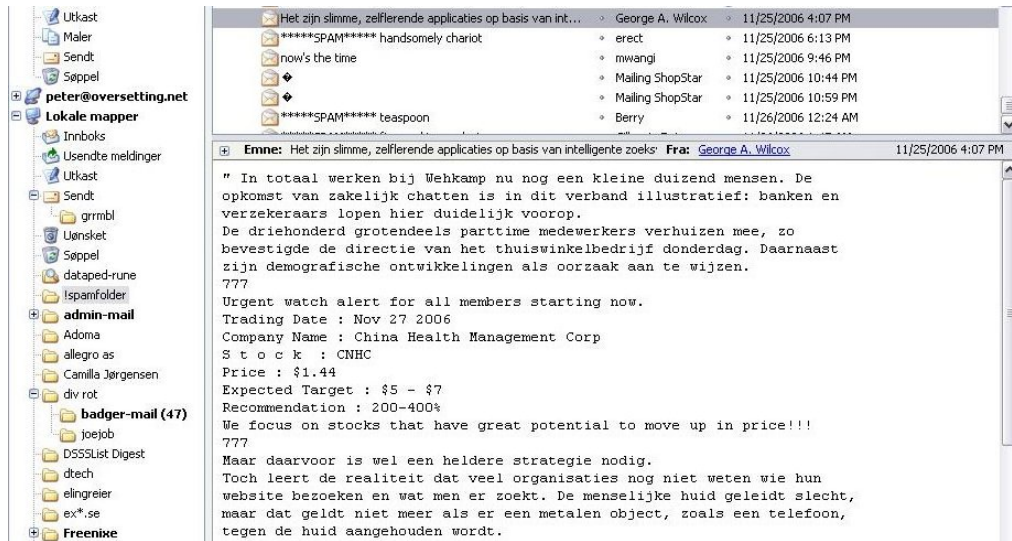
Even with such a formidable arsenal of tools at our disposal, it is important to keep in mind that all the methods we have mentioned have a nonzero error rate. Once you are done with setting up your filtering solution, you will find that care and feeding will include compensating for problems caused by various errors.

In a filtering context, our errors will fall into two categories, either *false negatives* or data which our system fails to recognize as undesirable even when it is, or *false positives*, where the system mistakenly classifies data as undesirable. Here is a sequence of events which illustrates some of the problems we face when we rely on content evaluation:

Keyword lookup: Matching on specific words which were known to be more common in unwanted messages than others was one of the early successes of spam filtering software. The other side soon hit on the obvious workaround - misspelling those keywords slightly, for a short time shrouding the message behind the likes of *VIAGR4* or *pr0n*. Again the countermeasures were fairly obvious; soon all content filtering products included regular expression substring match code to identify variations on the key words.

Word frequency and similar statistics As the text analysis tools grew ever more accurate thanks to statistical analysis, the other side hit on the obvious countermeasure of including largish chunks of unrelated text in order to make the message appear as close as possible to ordinary communications to the content scanners. The text could be either semi-random strings of words or fragments of web accessible text, as illustrated by Figure 4-1:

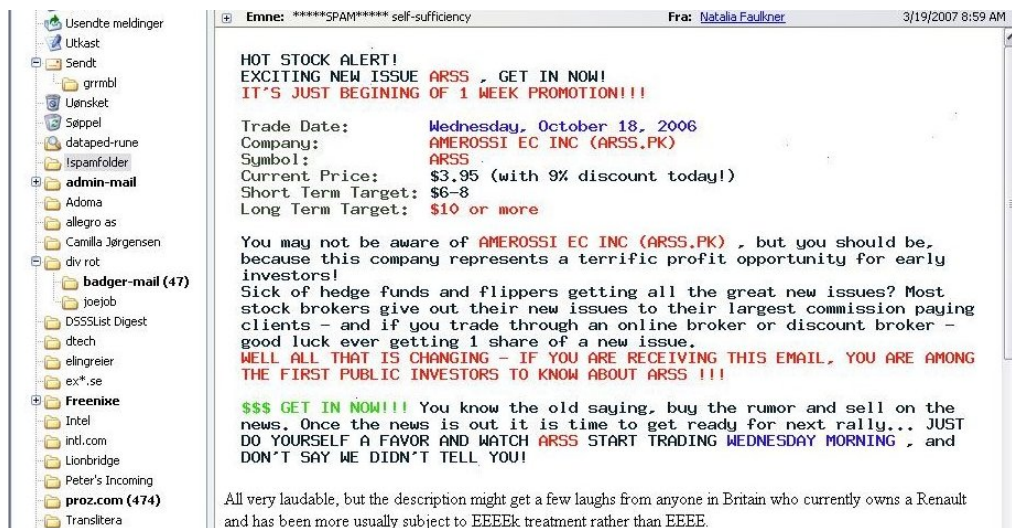
Figure 4-1. Spam message containing random text



Hidden in there is a very short sequence of characters which describes what they are trying to sell. At times we see messages which appear not to have any such payload, just the random text. It is not clear whether these messages are simply products of errors by inept spamware operators or, as some observers have speculated, if they are part of a larger scheme to distort the statistical basis for content scanners.

Text analysis vs graphics So it became rather obvious that we are getting rather good at scanning text, and the other side made their next move. Figure 4-2 shows an example of a stock scam, all text really, but promoted via an embedded graphic, along with a semi-random chunk of text grabbed from somewhere on the web:

Figure 4-2. This stock scam text is actually a picture



with enough spam characteristics that filtering system awarded this particular message a spamassassin score of 8.3, well into the 'likely but not definitely spam' range.

The sequence is certainly not unique, and we should probably expect to see similar mini arms races in the future. One obvious consequence of the ever-increasing complexity in content filtering is that mail handling, once a reasonably straightforward and undemanding activity, now requires serious number crunching capability. And it bears repeating that you should expect a non-zero error rate in content classification.

4.4. Behavioral methods

Up to this point we have looked at what we can achieve first by making any bugs in our operating system or applications harder to exploit, and next what can be done by studying the content of the messages once we've received them or while our mail transfer agent is processing the DATA part. From what we have seen so far, it is fairly obvious that the other side is trying to hide their tracks and avoid detection.

Spammers lie This shows even more clearly if we study their behavior on the network level. The often repeated phrase "*Spammers lie, cheat and steal*" at least to some extent proves to be rooted in reality when we study spam and malware traffic.

Forged headers Spammers may or may not be truthful when describing the wares they are promoting, but we can be more or less certain that they do their very best to hide their real identities and use other people's equipment and resources whenever possible. Studying the message headers in a typical spam message, we can expect to find several classes of forged headers, including but not limited to the **Received:**, **From:** and **X-Mailer:** headers. Perhaps more often than not, the apparent sender as taken from the **From:** header has no connection whatsoever to the actual sender.

Sender identification Some such discrepancies are easy to detect, such as when a message arrives from an IP address range radically different from the one you would expect when performing a reverse DNS lookup based on the stated sender domain. Traditional Internet standards do in fact not define a standard for determining whether a given host is a valid mail sender for a given domain.

However, by 2003 work started on extensions to the SMTP protocol incorporating checks for domain versus IP address mismatches. After a sometimes confusing process with attempts at formalizing workable standards, these ideas were formalized into two competing and somewhat incompatible methods, dubbed *Sender Policy Framework* (SPF) and *Sender ID* respectively, one championed by a group of independent engineers and researchers, the other originating at Microsoft. The initial hope that the differences and incompatibilities would be resolved was further dashed in April 2006 when the two groups chose to formulate separate RFCs describing their experimental protocols³.

Blacklists Once a message has been classified as spam, recording the IP address the message came from and adding the address to a list of known spam senders is a relatively

3. The relevant RFCs are RFC 4406 and RFC 4407 for the Microsoft method, which describe the Sender ID protocol and the *Purported Responsible Address* (PRA) algorithm it depends on respectively, and RFC 4408 for SPF.

straightforward operation. Such lists are commonly known as *blacklists*, which may in turn be used in blocking, *tarpitting* or filtering.

Greylisting Possibly as a consequence of their using other people's equipment for sending their unwanted traffic, spam and malware sender software needs to be relatively lightweight, and frequently the SMTP sending software does not interpret SMTP status codes correctly.

This can be used to our advantage, via a technique which became known as *greylisting*⁴. Even though Internet services are offered with no guarantees, usually described as 'best effort' services, a significant amount of effort has been put into making essential services such as SMTP email transmission fault tolerant, making the 'best effort' one with as close as does not matter to having a perfect record for delivering messages.

The current standard for Internet email transmission is defined in RFC2821, which in section 4.5.4.1, "Sending Strategy", states

"In a typical system, the program that composes a message has some method for requesting immediate attention for a new piece of outgoing mail, while mail that cannot be transmitted immediately **MUST** be queued and periodically retried by the sender."

and

"The sender **MUST** delay retrying a particular destination after one attempt has failed. In general, the retry interval **SHOULD** be at least 30 minutes; however, more sophisticated and variable strategies will be beneficial when the SMTP client can determine the reason for non-delivery."

RFC2821 goes on to state that

"Retries continue until the message is transmitted or the sender gives up; the give-up time generally needs to be at least 4-5 days."

After all, delivering email is a collaborative, best effort thing, and the RFC states clearly that if the site you are trying to send mail to reports it can't receive anything at the moment, it is your **DUTY** (a **MUST** requirement) to try again later, after an interval which is long enough that your unfortunate communication partner has had a chance to clear up whatever was the problem.

The short version is, *greylisting is the SMTP version of a white lie*. When we claim to have a temporary local problem, the temporary local problem is really the equivalent of "*my admin told me not to talk to strangers*". Well behaved senders with valid messages will come calling again later, but spammers have no interest in waiting around for the retry, since it would increase their cost of delivering the messages. This is the essence of why *greylisting* still works. And since it's really a matter of being slightly pedantic about following accepted standards, false positives are very rare.

4. Greylisting as a technique was presented in a 2003 paper by Evan Harris. The original Harris paper and a number of other useful articles and resources can be found at the *greylisting.org* (<http://www.greylisting.org/>) web site.

Greytrapping The so far final advance in spam fighting is *greytrapping*, a technique pioneered by Bob Beck and the OpenBSD team as part of the spamd almost-but-not-quite SMTP daemon. This technique makes good use of the fact that the address lists spammers routinely claim are verified as valid, deliverable addresses are in fact anything but.

With a list of *greytrap* addresses which are not expected to receive valid mail, spamd adds IP addresses which try to deliver mail to the greytrap addresses to its local blacklist for 24 hours. Blacklisted addresses are then treated to the tarpit, where their SMTP dialog receives responses at a rate of one byte per second.

The intention, and to a large extent the actual effect, is to shift the load back to the sender, keeping them occupied with a very slow SMTP dialogue. We will return to this in a later section.

4.5. Combined methods and some common pitfalls

It is worth noting that products frequently use some combination of content scan and network behavior methods. For example, spamassassin incorporates rules which evaluate message header contents, using SPF data as a factor in determining a message's validity, while at the same time using locally generated bayesian token data to evaluate message contents.

We have already touched on the danger of false positives and the main downside of content filtering, and it is worth noting the possible downsides and pitfalls which come with the behavior based methods too.⁵

Header mismatches While most simple header mismatch checks are reliable, the one important criticism of SPF and Sender ID is that the schemes are incompatible with several types of valid message forwarding, another that the problem of roaming users on dynamic IP addresses who still need to send mail has yet to be solved.

Blacklists The ways blacklists are generated, maintained and used are almost too numerous to list here. The main criticism and pitfalls lie in the way the lists are generated and maintained. Some lists have tended to include entire ISP networks' IP ranges as "know spam senders" in an attempt to force ISPs to cancel spammers' contracts. Another recurring complaint is that lists are less than actively maintained and may include out of date data. Both can lead to false positives and legitimate mail lost. Unfortunately, some popular blacklists have at times been abused and employed as instruments in personal vendettas. For those reasons, it always pays to check a list's maintenance policy and its reputation for accuracy before using a list as sufficient reason to reject mail.

Greylisting Even valid senders will experience a delay in delivery of the initial message. The length of the delay varies according to a number of factors, some of which are not under the greylister's control. A more serious issue is that some large sites do not necessarily perform the delivery retries from the same IP address as the one used for the

5. The inner workings of proprietary tools are generally secret, but one particularly bizarre incident involving Microsoft's Exchange Hosted Services reveals at least some of the inner workings of that particular product. All available evidence indicates that their system treats substring match based on a phishing message to be a valid reason to block or "quarantine" messages from a domain, and that their data do not expire. The incident is chronicled by a still puzzled network administrator at this site (<http://www.bsdlly.net/~peter/bizarre-incident/>).

initial attempt. A large enough pool of possible sending hosts and a sufficiently random retry pattern could lead to delivery timeout. Whitelisting the sites in question may be a temporary workaround, however with greylisting entering the mainstream it is expected that the problem of random redelivery will decrease and hopefully disappear entirely.

Greytrapping The only known risk of using greytrapping to date is that the *backscatter* of “message undeliverable” bounce messages resulting from spam messages sent with one of your trap addresses as apparent sender may cause mail servers configured to send nondelivery messages to enter your blacklist. This will cause loss or delayed delivery of valid mail if the backscattering mail server needs to deliver valid mail to your site. How often, if at all, this happens depends on several semi-random factors, including the configuration policies of the other sites’ mail servers.

Chapter 5. A working model

5.1. Where do we fit in?

Unix sysadmins find themselves in an inbetween position of sorts. We can never totally rule out that our systems are vulnerable, but malware which will actually manage to exploit a well run UNIX system is rarely seen in the wild, if at all.

A *well run system* means that best practice procedures are applied to system administration: we do not run unnecessary services, we install any security related updates, we enforce password policies and so on.

However, we more likely than not run services for users who run their main environment on vulnerable platforms. Malware for the vulnerable platforms more likely than not spreads via email, which is quite likely one of the services we handle.

We'll take a look at email handling, then move on to some productive uses of packet filtering (aka firewalls) later.

5.2. Setting up a mail server

Back when SMTP email was designed, the main emphasis was on making as sure as possible, without actually making hard guarantees, that mail would get delivered to the intended recipient. As we have seen, things get a little more complicated these days. The main steps to configuring the mail service itself are as follows:

1. Choose your MTA

BSDs generally come with sendmail as part of the base system. For our sites we have chosen to use exim for several reasons. Despite its human readable configuration files, it offers enormous flexibility, and on FreeBSD users will find that the package message offers a screenful of help to configure your mail service to do spam and malware filtering during message receipt.

The main point is that your mail transfer agent needs to be able to cooperate with external programs for filtering. Most modern MTAs do; the other popular choices are postfix or sendmail.

2. Consider setting up your mailserver to do greylisting

All the early greylisting implementations and several of the options in use today were written as optional modules for mail transfer agents. If, for example, you will not be using PF anywhere, using spamd (which we will be covering in more detail later) is not really an option, and you may want to go for an in-MTA option, such as a sendmail *milter* such as greylist-milter or a postfix *policy server* such as postgrey.

In some environments, the initial delay in delivery of the first message may be undesirable or downright unacceptable; in such cases, the option of greylisting is unfortunately off the table.¹

3. Choose your malware scanner

There are a number of malware scanners available, some free, some proprietary. The favorite seems to be the one we chose, clamav. clamav is GPL licensed and conveniently available through the package system on your favourite BSD.

The product appears to be actively maintained with frequent updates of both the code itself and the malware signature database. Once it is installed and configured, clamav takes care of fetching the data it needs.

Signature database update frequency appears to be on par with competing commercial and proprietary offerings.

4. Choose your spam filtering

Spam filtering is another well populated category in the BSD package systems. Several of the free offerings such as dspam and spamassassin are very complete filtering solutions, and with a little care it is even possible to combine several different systems in a sort of cooperative whole.

We chose a slightly simpler approach and set up a configuration where messages are evaluated by spamassassin during message receipt. spamassassin is written mainly in perl, shepherded by a very active development team and is very flexible with all the customizability you could wish for.

Once all those bits have been configured and are running, any messages with malware in them are silently discarded with a log entry of the type

```
2007-04-08 23:39:17 1Haf6Q-000M6I-Cd => blackhole (DATA ACL discarded recipients):
This message contains malware (Trojan.Small-1604)
```

Messages which do not contain known malware are handed off to spamassassin for evaluation. spamassassin evaluates each message according to its rule set, where each matching rule tallies up a number of points or fractions of points, and in our configuration, the very clear cases are discarded:

```
2007-04-08 02:39:35 1HaLRE-000Kq0-3P => blackhole (DATA ACL discarded recipients):
Your message scored 116.0 Spamassassin points and will not be delivered.
```

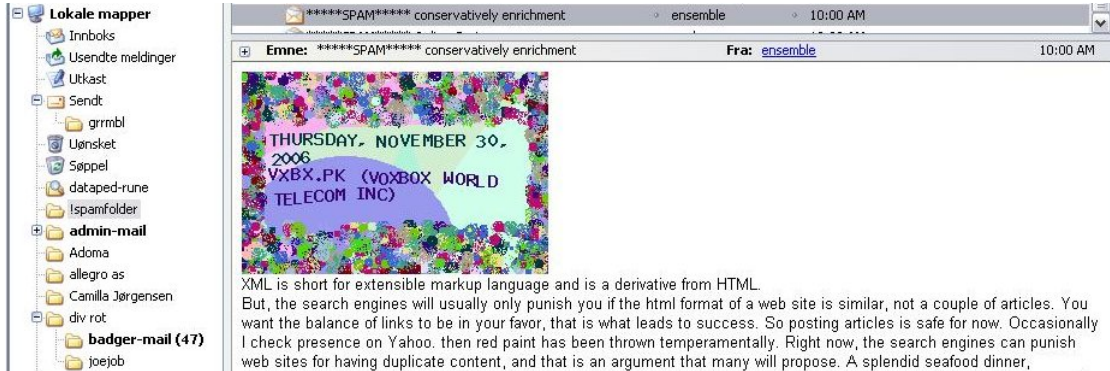
The messages which are not discarded outright fall into two categories:

Clearly not spam A large number of rules are in play, and for various reasons valid messages may match one or several of the rules. We chose a *definitely not spam* limit which means that messages which accumulate 5 spamassassin points or less are passed with only a **X-Spam-Score**: header inserted.

1. We feel your pain.

The interval of reasonable doubt Messages which match a slightly larger number of rules are quite likely to be spam, but since they could still conceivably be valid, we change their **Subject** : header by prepending the string *******SPAM******* for easy filtering. The result ends up looking like the illustration below to the end user:

Figure 5-1. Likely spam message, tagged for filtering



Mainly for the administrator's benefit, a detailed report of which rules were matched and the resulting scores is included in the message headers.

Figure 5-2. Detailed spam scores for a likely spam message

```
Content analysis details: (10.0 points, 5.0 required)
pts rule name description
-----
0.8 EXTRA_MPART_TYPE Header has extraneous Content-type:...type= entry
1.0 HTML_IMAGE_ONLY_28 BODY: HTML: images with 2400-2800 bytes of words
0.0 HTML_MESSAGE BODY: HTML included in message
2.0 RCVD_IN_SORBS_DUL RBL: SORBS: sent directly from dynamic IP address
[62.31.124.248 listed in dnsbl.sorbs.net]
1.3 RCVD_IN_BL_SPAMCOP_NET RBL: Received via a relay in bl.spamcop.net
[Blocked - see <Mhttp://www.spamcop.net/bl.shtml?62.31.124.248>]
3.1 RCVD_IN_XBL RBL: Received via a relay in Spamhaus XBL
[62.31.124.248 listed in sbl-xbl.spamhaus.org]
1.7 RCVD_IN_NJABL_DUL RBL: NJABL: dialup sender did non-local SMTP
[62.31.124.248 listed in combined.njabl.org]

X-Spam-Flag: YES
Subject: *****SPAM***** conservatively enrichment
```

This means you have real data to work with for any fine tuning you need to do in your local customization files, and for valid senders who for some reason trigger too many spam characteristics, you may even *whitelist* using regular expression rules. Optional spamassassin plugins even offer the possibility of automated feedback to hashlist sites such as Razor, Pyzor and DCC - a few scripts will go a long way, and the spamassassin documentation is in fact quite usable.

Performing content scanning during message receipt means you run the risk of having mail delivery to your users stop if one of your content scanner services should happen to crash.

For that reason it can be argued that since content scanning, as opposed to greylisting, does not have to be performed during message receipt, it should be performed later. Server

or end user processes can for example be set up to do filtering on user mail boxes, using tools such as procmail or even filtering features built into common mail clients such as Mozilla Thunderbird or Evolution.

Now of course all of this content scanning adds up to rather extensive calculations, well into what we until quite recently would have considered “serious number crunching”. The next section will present some recent advances which most likely will lighten the load on your mail handlers.

5.3. Giving spammers a harder time: spamd

5.3.1. The early days of pure blacklisting

As content filtering grew ever more expensive, several groups started looking into how to shift the burden from the recipient side back to the spammers. The OpenBSD project’s spamd is one such effort which is intended to integrate with OpenBSD’s PF packet filter. Both PF and spamd have been ported to other BSDs, but here we will focus on how spamd works on OpenBSD in the present version.

The initial version of spamd was introduced in OpenBSD 3.3, released in May 2003. The basic idea was to have a basic tarpitting daemon which would produce extremely slow SMTP replies to hosts in a blacklist of known spammers. Known spammers would have their SMTP dialog dragged on for as long as possible, where the spamd at our end would serve its part of the SMTP dialog at a rate of one byte per second.

spamd was designed to operate independently, with no direct interactions with your real mail service. Instead, it integrates with any PF based packet filtering you have in place, and frequently runs on the packet filtering gateway. Typical packet filtering rules to set up the redirection to spamd look something like this:

```
table <spamd> persist
table <spamd-white> persist
rdr pass on $ext_if inet proto tcp from <spamd> to { $ext_if, $int_if:network } \
    port smtp -> 127.0.0.1 port 8025
rdr pass on $ext_if inet proto tcp from !<spamd-white> to { $ext_if, $int_if:network } \
    port smtp -> 127.0.0.1 port 8025
```

Here the **table** definitions denote lists of addresses, **<spamd>** to store the blacklist, while the addresses in **<spamd-white>** are not redirected.

Blacklists and corresponding exceptions (whitelists) are defined in the `spamd.conf` configuration file, using a rather straightforward syntax:

```
all:\
:becks:whitelist:

uatraps:\
    :black:\
    :msg="SPAM. Your address %A has sent spam within the last 24 hours":\
    :method=http:\
    :file=www.openbsd.org/spamd/traplist.gz
```

```
whitelist:\
    :white:\
    :method=file:\
    :file=/etc/mail/whitelist.txt
```

Updates to the lists are handled via the `spamd-setup` program, run at intervals via `cron`.

`spamd` in pure blacklisting mode was apparently effective in wasting known spam senders' time, to the extent that logs started showing a sharp increase in the number of SMTP connections dropped during the first few seconds.

5.3.2. Introducing greylisting

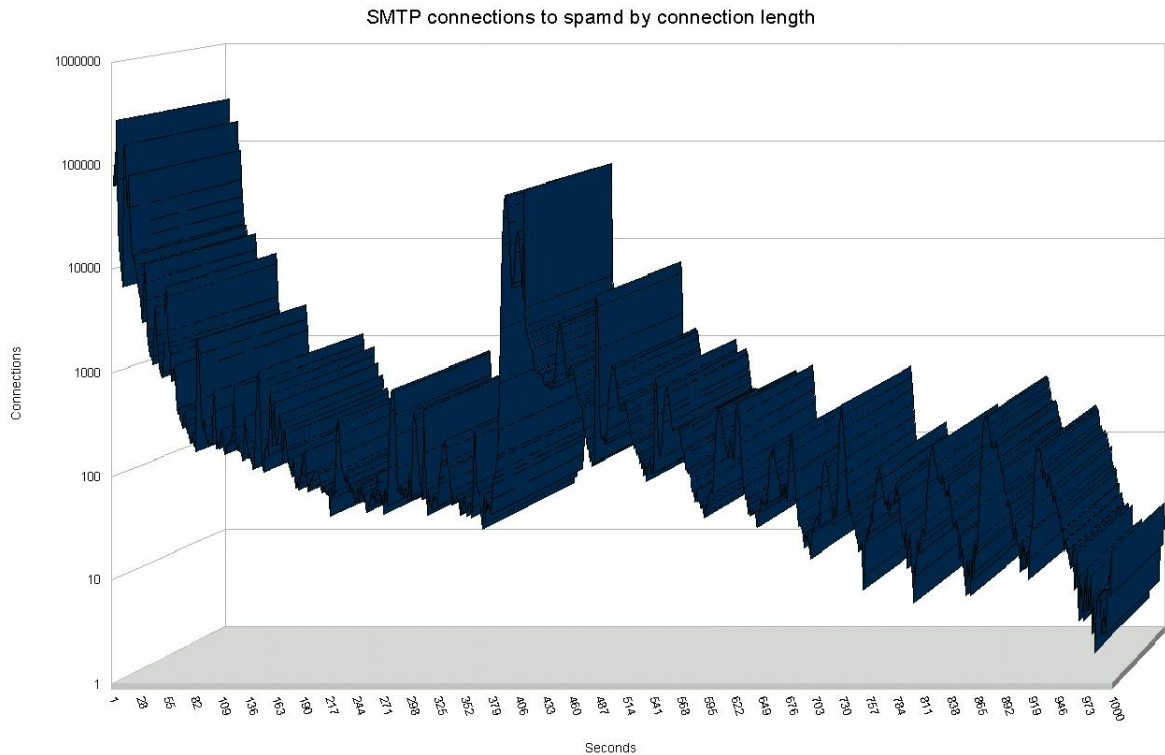
Inspired by the early in-MTA greylisters (see the discussion of greylisting earlier), `spamd` was enhanced to include greylisting functions in OpenBSD 3.5, which was released in May 2004. The result was a further reduction in load on the content filtering mail handlers, and OpenBSD users and developers have found `spamd`'s greylisting to be so effective that from OpenBSD 4.1 on, `spamd` greylists by default. Pure blacklisting mode is still available, but requires specific configuration options to be set.

A typical sequence of log entries in verbose logging mode illustrates what greylisting looks like in practice:

```
Oct  2 19:55:05 delilah spamd[26905]: (GREY) 83.23.213.115:
<gilbert@keyholes.net> -> <wkitp98zpu.fsf@datadok.no>
Oct  2 19:55:05 delilah spamd[26905]: 83.23.213.115: disconnected after 0 seconds.
Oct  2 19:55:05 delilah spamd[26905]: 83.23.213.115: connected (2/1)
Oct  2 19:55:06 delilah spamd[26905]: (GREY) 83.23.213.115: <gilbert@keyholes.net> ->
<wkitp98zpu.fsf@datadok.no>
Oct  2 19:55:06 delilah spamd[26905]: 83.23.213.115: disconnected after 1 seconds.
Oct  2 19:57:07 delilah spamd[26905]: (BLACK) 65.210.185.131:
<bounce-3C7E40A4B3@branch15.summer-bargainz.com> -> <adm@dataped.no>
Oct  2 19:58:50 delilah spamd[26905]: 65.210.185.131: From: Auto Insurance Savings
<noreply@branch15.summer-bargainz.com>
Oct  2 19:58:50 delilah spamd[26905]: 65.210.185.131: Subject: Start SAVING MONEY on
Auto Insurance
Oct  2 19:58:50 delilah spamd[26905]: 65.210.185.131: To: adm@dataped.no
Oct  2 20:00:05 delilah spamd[26905]: 65.210.185.131: disconnected after 404 seconds.
lists: spewsl
Oct  2 20:03:48 delilah spamd[26905]: 222.240.6.118: connected (1/0)
Oct  2 20:03:48 delilah spamd[26905]: 222.240.6.118: disconnected after 0 seconds.
```

Here we see how hosts connect for 0 or more seconds to be greylisted, while the blacklisted host gets stuck for 404 seconds, which is roughly the time it takes to exchange the typical SMTP dialog one byte at the time up to the DATA part starts and the message is rejected back to the sender's queue. It is worth noting that `spamd` by default greets new correspondents one byte at the time for the first ten seconds before sending the full **451 temporary failure** message.

The graph below is based on data from one of our greylisting `spamd` gateways, illustrating clearly that the vast number of connection attempts are dropped within the first ten seconds.

Figure 5-3. Number of SMTP Connections by connection length

The next peak, in the approximately 400 seconds range, represents blacklisted hosts which get stuck in the one byte at the time tarpit. The data in fact includes a wider range of connection lengths than what is covered here, however, the frequency of any connection length significantly longer than approximately 500 seconds is too low to graph usefully. The extremes include hosts which appear to have been stuck for several hours, with the outlier at 42,673 seconds, which is very close to a full 12 hours.

5.3.3. Effects of implementation: Protecting the expensive appliance

Users and administrators at sites which implement greylisting tend to agree that they get rid of most of their spam that way. However, real world data which show with any reasonable accuracy the size of the effect are very hard to come by. People tend to just move along, or maybe their frame of reference changes.

For that reason it was very refreshing to see a message with new data appear on the OpenBSD-misc mailing list on October 20, 2006².

In that message, Steve Williams describes a setting where the company mail service runs on Microsoft Exchange, with the malware and spam filtering handled by a McAfee Webshield appliance. During a typical day at the site, Williams states, *"If we received*

2. See Steve Williams' October 20th, 2006 message to the OpenBSD-misc mailing list (<http://marc.info/?l=openbsd-misc&m=116136841831550&w=2>)

10,000 emails, our Webshield would have trapped over 20,000 spam” - roughly a two to one ratio in favor of unwanted messages. The appliance was however handling spam and malware with a high degree of accuracy.

Until a new virus appeared, which the Webshield did not handle, and Williams’ users was once again flooded with unwanted messages. Putting an OpenBSD machine with a purely greylisting spamd configuration in front of the Webshield appliance had dramatic effects.

Running overnight, the Webshield appliance had caught a total of 191 spam messages, all correctly classified. In addition, approximately 4,200 legitimate email messages had been processed, and the spamd maintained whitelist had reached a size of roughly 700 hosts.

By the metrics given at the start of Williams’ message, he concludes that under normal circumstances, the unprotected appliance would have had to deal with approximately 9,000 spam or malware messages. In turn this means that the greylisting eliminated approximately 95% of the spam before it reached the content filtering appliance. This is in itself a telling indicator of the relative merits of enumerating badness versus behavior based detection.

5.3.4. spamdb and greytrapping

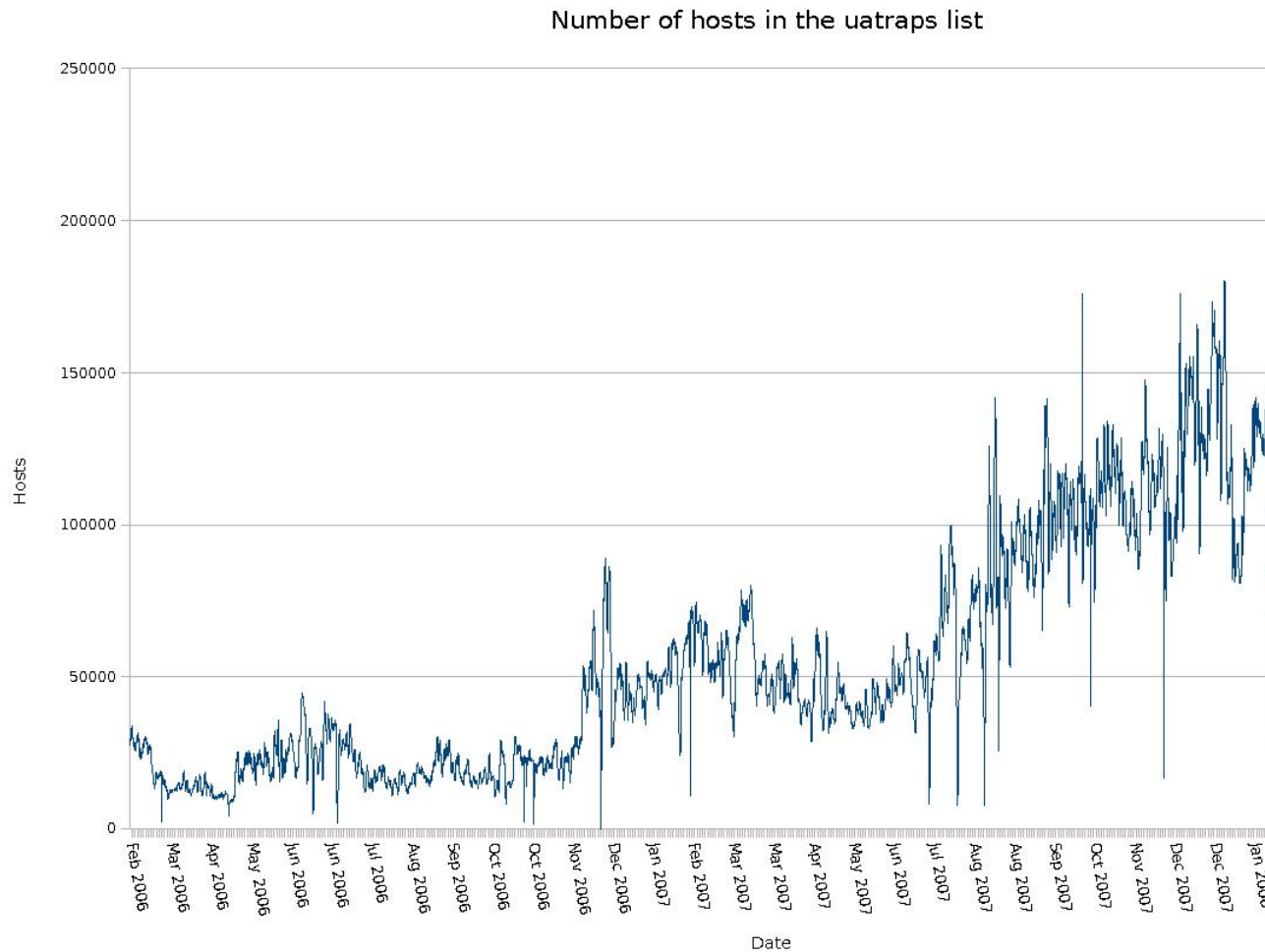
By the time the development cycle for OpenBSD 3.8 started during the first half of 2005, spamd users and developers had accumulated significant amounts of data and experience on spammer behaviour and spammer reactions to countermeasures.

We already know that spam senders rarely use a fully compliant SMTP implementation to send their messages. That’s why greylisting works. Also, as we noted earlier, not only do spammers send large numbers of messages, they rarely check that the addresses they feed to their hijacked machines are actually deliverable. Combine these facts, and you see that if a greylisted machine tries to send a message to an invalid address in your domain, there is a significant probability that the message is a spam, or for that matter, malware.

Consequently, spamd had to learn *greytrapping*. Greytrapping as implemented in spamd puts offenders in a temporary blacklist, dubbed `spamd-greytrap`, for 24 hours. Twenty-four hours is short enough to not cause serious disruption of legitimate traffic, since real SMTP implementations will keep trying to deliver for a few days at least. Experience from large scale implementations of the technique shows that it rarely if ever produces false positives, and machines which continue spamming after 24 hours will make it back to the tarpit soon enough.

One prime example is Bob Beck’s “ghosts of usenet postings past” based traplist, which rarely contains less than 20,000 entries. The reason we refer to it as a “traplist” is that the list is generated by greytrapping at the University of Alberta. At frequent intervals the content of the traplist is dumped to a file which is made available for download and can be used as a blacklist by other spamd users. The number of hosts varies widely and has been as high as almost 200,000.³ The diagram here illustrates the number of hosts in the list over a period of a little more than two years.

3. The peak number of 198,289 entries was registered on Monday, February 25th 2008, at 18:00 CET.

Figure 5-4. Hosts in the uatrap list - active spam sending hosts

At the time of writing (mid March, 2008), the list typically contained around 100,000 entries. While still officially in testing, the list was made publicly available on January 30th, 2006. The list has to my knowledge yet to produce any false positives and is available from <http://www.openbsd.org/spamd/traplist.gz>.

Setting up a local traplist to supplement your greylisting and other blacklists is very easy, and is straightforwardly described in the `spamd` and `spamdb` documentation.

Anecdotal evidence suggests that a limited number of obviously bogus addresses such as those which have already been seen in `spamd`'s greylisting logs or picked from **Unknown user** messages in your mail server logs will make a measurable dent in the number of unwanted messages which still make it through.

Some limited ongoing experiments started in July 2007⁴ indicate that publishing the list of greytrap addresses on the web has interesting effects. After a spike in undeliverable bounce messages to non-existent addresses, we began adding backscatter addresses in our

4. See the blog post <http://bsdly.blogspot.com/2007/07/hey-spammer-heres-list-for-you.html> and followups

own domains to the local greytrap list and publishing the greytrap addresses on a web page that was referenced with a moderately visible link on the target domains' home pages.

The greytrap list quickly grew to several thousand entries⁵, fed by what appears to be several different address generating operations with slightly different algorithms and patterns.⁶ Addresses would typically start to appear in our greylist dumps (and occasionally in mail server logs) as intended recipients for messages with **From:** addresses other than <> within days of being added to the published list.

The net effect of a sizeable list of published greytrap addresses is both a higher probability of detecting spam senders early and further worsening spammers' effective hit rate by lowering the quality of their address lists.

5.3.5. Incremental spamd improvements in recent versions

One of the main overall characteristics of the changes implemented in the most recent OpenBSD release is that they tend to be what users and developers see as sensible, best practice compliant defaults.

Typical of the sensible defaults theme is the decision to have spamd run in greylisting mode by default. This change was implemented in OpenBSD 4.1, released May 1st, 2007.

Sites with several mail exchangers and corresponding spamd instances will appreciate the synchronization feature for greylisting databases between hosts, also an OpenBSD 4.1 improvement.

Sites and domains with several mail exchangers with different priorities have seen that spammers frequently attempt to deliver to secondary mail exchangers first. As a consequence, the greytrapping feature was extended to detect and act on such out of order mail exchanger use.

5. The list, with some accompanying explanation, is maintained at <http://www.bsdy.net/~peter/traplist.shtml>

6. See the field notes at <http://bsdy.blogspot.com/2007/11/i-must-be-living-in-parallel-universe.html> for some samples.

Chapter 6. Conclusion

The main conclusions are that the free tools work, and that by using them intelligently you can actually make a difference.

If our goal is to achieve relative peace and quiet in our own networks so we get our real work done, there are real advantages in stopping undesirable traffic as early as possible, and stopping most of it at the perimeter is actually doable.

All the tools we have studied are open source. The open source model, which is closely related to the peer review style of development seen in academic research, produces effective, high quality tools which truly make your life easier. The often repeated argument that development in the open would make it easier for the other side to develop countermeasures does not match our experience. If anything we see that development in the open means that ideas get exposed to real world conditions quickly, exposing the less robust approaches in ways that closed development is apparently unable to match.

The data I presented earlier as graphs seem to indicate that our efforts have some effect. There appears to be a trend which has the number of greytrapped hosts seemingly stabilize at a higher level over time. This could be taken as an indicator that the number of compromised machines is rising, but could equally well be interpreted to mean that spammers and malware senders need to try harder now that effective countermeasures are becoming more widely deployed.

By studying our adversaries' behavior patterns we have trapped them, and we may just be starting to win.

Appendix A. Resources

- Slides for this talk: <http://home.nuug.no/~peter/foss-aalborg2008/>
- Nicholas Weaver, Vern Paxson, Stuart Staniford and Robert Cunningham: A Taxonomy of Computer Worms (<http://citeseer.ist.psu.edu/weaver03taxonomy.html>)
- Marcus Ranum: The Six Dumbest Ideas in Computer Security (http://www.ranum.com/security/computer_security/editorials/dumb/index.html), September 1, 2005
- Greg Lehey: Seen it all before? (<http://ezine.daemonnews.org/200006/dadvocate.html>), Daemon's Advocate, The Daemon News ezine, June 2000 edition
- Brad Templeton: Reflections on the 25th Anniversary of Spam (<http://www.templetons.com/brad/spam/spam25.html>)
- The Morris Worm 18th anniversary site (<http://www.morrisworm.com/>)
- Sender Policy Framework (<http://www.openspf.org/>)
- Theo de Raadt: Exploit mitigation techniques (<http://www.openbsd.org/papers/ven05-deraadt/index.html>)
- Peter N. M. Hansteen: Firewalling with PF (<http://home.nuug.no/~peter/pf/>) tutorial
- Peter N. M. Hansteen: The Book of PF (http://www.nostarch.com/pf_hansteen.htm), No Starch Press 2007
- Peter N. M. Hansteen: That Grumpy BSD Guy (<http://bsdly.blogspot.com/>), blog posts
- Bob Beck: PF, it is not just for firewalls anymore (<http://www.ualberta.ca/~beck/nycbug06/pf>) and OpenBSD spamd - greylisting and beyond (<http://www.ualberta.ca/~beck/nycbug06/spamd>)
- Barbie: Understanding Malware (<http://birmingham.pm.org/talks/barbie/malware/>)